



**DIPTI
INDUSTRIES**

**No 1 Leading Provider Of Industrial
Solutions**



Plot No: 17, jay khodiyar Estate, Nr.,Subhash ind.Estate, Ramol Road, C.T.M., Ahmedabad -
380026 | +91-98243 70816 | +91 98243 70840 diptiindustries@yahoo.com

OUR PRODUCTS

This machine is manufactured under the strict guidance of our adept professionals using premium quality components and pioneering technology in tune with international quality standards.

1. Semi Hydraulics Band saw Machine (DI-175)

Double Column Semi Auto Band Saw Machine can be obtained from us in different specifications at very reasonable rates. These are designed and developed by the experts of the domain by using defects free components and quality tested materials, and ensuring their high performance for longer duration of time without using any major maintenance. Furthermore these Double Column Semi Auto Band Saw machine are also replete with numerous quality features such as high efficiency, easy operation, easy installation and excellent hindrance against high load, impacts & abrasion etc.



Special Features:

- Cuts Round Bars, Square, Flats, Pipes, Angels, Channels.
- Cuts various type of materials like Mild Steel, Alloy Steel, Stainless Steel, Brass, Copper, Aluminum, etc
- Efficient Clamping Vice.
- Precise & Easy Feed Control.
- Fast & Smooth Cutting.
- Bi-Metal Cutting Blade Has Optimum Working Capacity.

Technical Specification:

Model	DI-175
Cutting Capacity Round Bar (mm)	175
Square (mm)	160 X 160
Blade Size (mm)	27 X 0.9 X 2515
Motor Power	1 HP / 1440RPM
Coolant Pump Power	0.15HP / 2800RPM
Blade Speed (Min)	42
Net Weight	210Kg.
Overall Dimension	1150 X 500 X 1400 L W H

2. Semi Auto Hydraulics Band saw Machine (DI-175 S.A)

Double Column Semi Auto Band Saw Machine can be obtained from us in different specifications at very reasonable rates. These are designed and developed by the experts of the domain by using defects free components and quality tested materials, and ensuring their high performance for longer duration of time without using any major maintenance. Furthermore these Double Column Semi Auto Band Saw machine are also replete with numerous quality features such as high efficiency, easy operation, easy installation and excellent hindrance against high load, impacts & abrasion etc.



Special Features:

- Cuts Round Bars, Square, Flats, Pipes, Angels, Channels.
- Cuts Various type of materials like Mild Steel, Alloy Steel, Stainless Steel, Brass, Copper, Aluminum ,etc
- Efficient Clamping Vice.
- Precise & Easy Feed Control.
- Fast & Smooth Cutting.
- Bi-Metal Cutting Blade Has Optimum Working Capacity.

Technical Specification:

Model	DI-175 S.A.
Cutting Capacity Round Bar (mm)	175
Square (mm)	160 X 160
Blade Size (mm)	27 X 0.9 X 2515
Motor Power	1 HP / 1440 RPM
Coolant Pump Power	0.15HP / 2800 RPM
Blade Speed (Min)	42
Net Weight	210 Kg.
Overall Dimension	1150 X 500 X1400 L W H

3. Semi Auto Hydraulics Band saw Machine (DI-250-S.A)

Double Column Semi Auto Band Saw Machine can be obtained from us in different specifications at very reasonable rates. These are designed and developed by the experts of the domain by using defects free components and quality tested materials, and ensuring their high performance for longer duration of time without using any major maintenance. Furthermore these Double Column Semi Auto Band Saw machine are also replete with numerous quality features such as high efficiency, easy operation, easy installation and excellent hindrance against high load, impacts & abrasion etc.



Special Features:



- Cuts Round Bars, Square, Flats, Pipes, Angels, Channels.
- Cuts Various type of materials like Mild Steel, Alloy Steel, Stainless Steel, Brass, Copper, Aluminum, etc
- Efficient Clamping Vice.
- Precise & Easy Feed Control.
- Fast & Smooth Cutting.
- Bi-Metal Cutting Blade Has Optimum Working Capacity.


Technical Specification:

Model	DI-250 S.A
Cutting Capacity Round Bar (mm)	250
Square (mm)	220 X 220
Blade Size (mm)	27 X 0.9 X 3200
Motor Power	0.85HP / 1000RPM
Coolant Pump Power	0.15HP / 2800 RPM
Blade Speed (Min)	26 / 36 / 48
Net Weight	340Kg.
Overall Dimension	1450 X 600 X 1600 L W H

OUR ALL PRODUCTS







THANK YOU